

Handling System for Rack Type Unloading Dishwashing Driven 90° Curve - Clockwise direction

ITEM # _____

MODEL # _____

NAME # _____

SIS # _____

AIA # _____



865245 (HSUC90C)

Unloading curve Unit, 90°,
Dishwasher driven,
clockwise

Short Form Specification

Item No. _____

Constructed in 304 AISI stainless steel. Basin with sloping bottom and drain. Feeding bar. It is driven by the dishwasher. Square 40x40mm tubular leg on height-adjustable feet. Designed for 500x500mm dishwashing baskets. Knock-down delivery. Basket feed direction: clockwise.

Main Features

- Designed to transport 500x500 mm dishwashing baskets.
- "Key holes" and "snap on" system reduces the number of screws needed for fast and easy installation.
- The curve is driven by the dishwasher as the feeding arm in the curve will be connected with the conveyor of the dishwasher.
- Available clockwise direction for unloading area.
- Loading curves provided with anti-jamming device to avoid rack jam.
- Dishwasher curve 90° is intended for installation between a dishwasher and a roller conveyor or manual sorting table (on the loading side).
- 45° cut corner to reduce space usage.

Construction

- Three legs included.
- Stainless steel feet 50 mm adjustable in height to align the operation height between the dishwasher and table.
- AISI 304 1,2mm stainless steel basin.
- 40x40mm stainless steel tubular and square legs.
- All surfaces smooth with polished finish.
- Sloping bottom of the table grants a smooth and rapid drainage.
- Thick welded flanges for sturdy connection between the units.

APPROVAL: _____



Electrolux
PROFESSIONAL

Handling System for Rack Type Unloading Dishwashing Driven 90° Curve - Clockwise direction

Optional Accessories

- Emergency stop kit for Rack Type Dishwasher (not for Basic handling system) PNC 865162 ☐

Key Information:

External dimensions, Width:

865245 (HSUC90C) 850 mm

External dimensions, Depth: 850 mm

External dimensions, Height: 910 mm

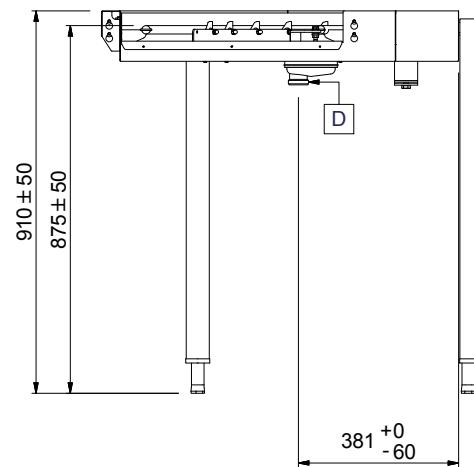
Net weight: 23 kg

Height adjustment: 50/50 mm

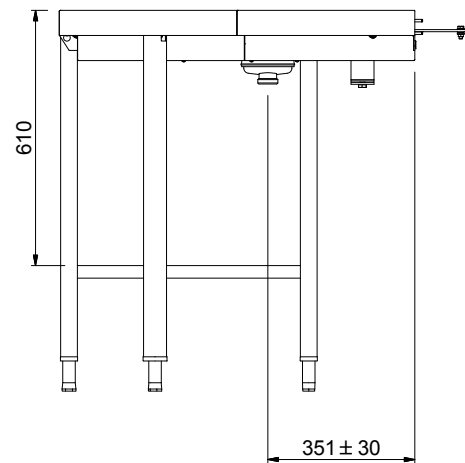
Position to dishwasher: Unloading

Basin material: Stainless Steel AISI 304 - EN 1.4301

Front

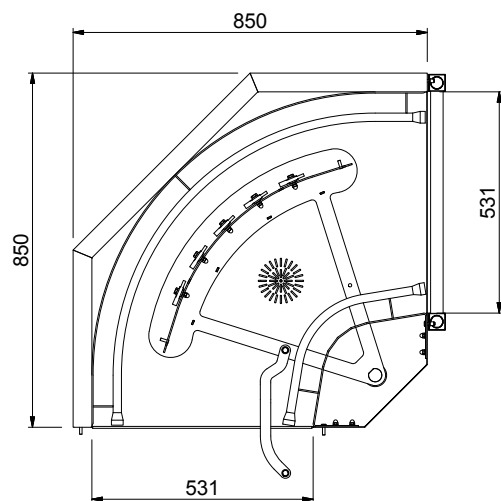


Side



D = Drain

Top



Handling System for Rack Type
Unloading Dishwashing Driven 90° Curve - Clockwise direction

The company reserves the right to make modifications to the products without prior notice. All information correct at time of printing.

2025.12.22

